

# Alphabetic Principle Activity: Word Reading

**Objective:** To teach children to use knowledge of letter sound correspondences to sound out and read words.

**Materials Needed:** list of words

**Instructions:** Demonstrate how to sound out and read a word. Say *“Watch. When I touch a letter. I’ll say its sound. I’ll keep saying the sound until I touch the next letter. I won’t stop between sounds.”*

Touch under each each letter, saying the sound. Hold continuous sounds for 1 to 1.5 seconds. Then, slash your finger across the arrow underneath the word as you blend the sounds to read the word.

Ask your child to sound out and read the word with you. You touch under the letters. Sound out the word with your child. Then blend the sounds to read the word together.

Ask your child to sound out the word. *“Your turn. Sound out this word. (Move your finger under each letter as your child says each sound.) Go back to the beginning of the arrow and ask, “What is the word?” (Move your finger quickly across the arrow as your child reads the word.)*


(Adapted from Carnine, Silbert, Kame’enui, and Tarver, 2004)

## Alphabetic Principle Activity: Word Reading


m o m



a t



s a t



o n



s i t




m o p



i t



m a p




a m



s i t



f a t




m o p



a	m
---	---



f	i	t
---	---	---



m	a	d
---	---	---



i	f
---	---



l	a	p
---	---	---




i	t
---	---



o	n
---	---



r	a	t
---	---	---



f	a	n
---	---	---



m	o	m
---	---	---



i	n
---	---



r	a	t
---	---	---

